


Check your energy usage

Check the bar graph on your bill to see how much electricity or gas you used in previous months and compare it with your current usage.



An Exelon Company

SERVICE FROM 2/2/16 THROUGH 3/2/16 (29 DAYS)
Residential - Single

TOTAL USAGE (kWh)
2015

Month	Usage (kWh)
MAR	547
APR	491
MAY	661
JUN	669
JUL	488
AUG	865
SEP	1068
OCT	850
NOV	610
DEC	881
JAN	966
FEB	811
MAR	797

Current month's reading is actual.

Issued **3/2/16**


Total Amount Due by 3/24/16 **\$105.25**

Thank you for your payments totaling **\$105.97.**

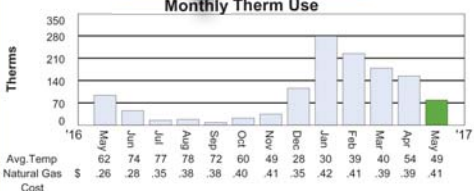
AVERAGE DAILY USE (monthly usage/days in period)

Current Month 27.5 kWh	31° avg. temp ↑ 46% from last year
Last Month 29.0 kWh	26° avg. temp
Last Year 18.9 kWh	17° avg. temp

💡 Ten 100W light bulbs for 1 hour = 1 kWh



nicorgas.com/myaccount
1 888 Nicor4U 1 888 642-6748

Account Summary for		A Message for You																																																																																			
<p>Account Number:</p> <p>Meter Number:</p> <p>Service Address:</p> <p>Bill Period: 04/04/17 - 05/04/17 (30 days)</p> <p>Bill Issue Date: 05/04/17</p>		<p>Your safety is important to us. Ask to see an employee ID when our field team is working in or around your premises. Also, verify your account information with customer service before making a transaction over the phone.</p>																																																																																			
<table border="1" style="width: 100%; border-collapse: collapse;"> <tr><td>Total Previous Balance</td><td style="text-align: right;">\$93.02</td></tr> <tr><td>Payment Received 04/27/2017 - Thank you!</td><td style="text-align: right;">-\$93.02</td></tr> <tr><td>Remaining Balance</td><td style="text-align: right;">\$0.00</td></tr> <tr><td>New Charges - Utility</td><td style="text-align: right;">\$54.88</td></tr> <tr><td>Total Amount Due by 05/26/2017</td><td style="text-align: right;">\$54.88</td></tr> </table>		Total Previous Balance	\$93.02	Payment Received 04/27/2017 - Thank you!	-\$93.02	Remaining Balance	\$0.00	New Charges - Utility	\$54.88	Total Amount Due by 05/26/2017	\$54.88	<p>Monthly Energy Profile</p> <table border="1" style="width: 100%; border-collapse: collapse;"> <tr> <td>Current Reading 05/04/17 (Actual) 1046</td> <td>Previous Reading 04/04/17 (Estimated) 970</td> <td>Usage CCF 76</td> <td>BTU Factor 1.036</td> <td>Therms 78.73</td> <td>Avg. Daily Therms 2016 3.37</td> <td>Avg. Daily Therms 2017 2.62</td> </tr> </table> <p>CCF x BTU Factor = Therms</p>		Current Reading 05/04/17 (Actual) 1046	Previous Reading 04/04/17 (Estimated) 970	Usage CCF 76	BTU Factor 1.036	Therms 78.73	Avg. Daily Therms 2016 3.37	Avg. Daily Therms 2017 2.62																																																																	
Total Previous Balance	\$93.02																																																																																				
Payment Received 04/27/2017 - Thank you!	-\$93.02																																																																																				
Remaining Balance	\$0.00																																																																																				
New Charges - Utility	\$54.88																																																																																				
Total Amount Due by 05/26/2017	\$54.88																																																																																				
Current Reading 05/04/17 (Actual) 1046	Previous Reading 04/04/17 (Estimated) 970	Usage CCF 76	BTU Factor 1.036	Therms 78.73	Avg. Daily Therms 2016 3.37	Avg. Daily Therms 2017 2.62																																																																															
<p>New Charges - Residential - Heat Rate 1: Residential Service</p> <p>Delivery Charges 04/04/2017 - 05/04/2017 \$19.48</p> <table border="1" style="width: 100%; border-collapse: collapse;"> <tr><td>Monthly Customer Charge</td><td style="text-align: right;">\$12.13</td></tr> <tr><td>All Therms 78.73 @ \$0.0485</td><td style="text-align: right;">\$3.82</td></tr> <tr><td>Environmental Cost Recovery 78.73 @ \$0.0073 =</td><td style="text-align: right;">\$0.57</td></tr> <tr><td>Government Agency Compensation Adjustment</td><td style="text-align: right;">\$0.05</td></tr> <tr><td>Franchise Cost Adjustment</td><td style="text-align: right;">\$0.20</td></tr> <tr><td>Efficiency Program 78.73 @ \$0.0077</td><td style="text-align: right;">\$0.61</td></tr> <tr><td>Qualified Infrastructure Chrg \$ 13.87 @ 13.52%</td><td style="text-align: right;">\$1.88</td></tr> <tr><td>Qualified Infrastructure Chrg \$ 1.54 @ 14.11%</td><td style="text-align: right;">\$0.22</td></tr> </table> <p>Natural Gas Cost \$30.87</p> <table border="1" style="width: 100%; border-collapse: collapse;"> <tr><td>April @ 70.86 Therms x \$0.39</td><td style="text-align: right;">\$27.64</td></tr> <tr><td>May @ 7.87 Therms x \$0.41</td><td style="text-align: right;">\$3.23</td></tr> </table> <p>Taxes \$4.53</p> <table border="1" style="width: 100%; border-collapse: collapse;"> <tr><td>Municipal Utility Tax for Evanston \$50.35 @ 5.15%</td><td style="text-align: right;">\$2.59</td></tr> <tr><td>Utility Fund Tax \$50.35 @ 0.1%</td><td style="text-align: right;">\$0.05</td></tr> <tr><td>State Revenue Tax 78.73 @ \$0.024 =</td><td style="text-align: right;">\$1.89</td></tr> </table> <p>Total \$54.88</p>		Monthly Customer Charge	\$12.13	All Therms 78.73 @ \$0.0485	\$3.82	Environmental Cost Recovery 78.73 @ \$0.0073 =	\$0.57	Government Agency Compensation Adjustment	\$0.05	Franchise Cost Adjustment	\$0.20	Efficiency Program 78.73 @ \$0.0077	\$0.61	Qualified Infrastructure Chrg \$ 13.87 @ 13.52%	\$1.88	Qualified Infrastructure Chrg \$ 1.54 @ 14.11%	\$0.22	April @ 70.86 Therms x \$0.39	\$27.64	May @ 7.87 Therms x \$0.41	\$3.23	Municipal Utility Tax for Evanston \$50.35 @ 5.15%	\$2.59	Utility Fund Tax \$50.35 @ 0.1%	\$0.05	State Revenue Tax 78.73 @ \$0.024 =	\$1.89	<p>Monthly Therm Use</p>  <table border="1" style="width: 100%; border-collapse: collapse;"> <thead> <tr> <th>Month</th> <th>Therms</th> <th>Avg. Temp</th> <th>Natural Gas Cost</th> </tr> </thead> <tbody> <tr><td>May '16</td><td>62</td><td>26</td><td>\$</td></tr> <tr><td>Jun</td><td>74</td><td>26</td><td></td></tr> <tr><td>Jul</td><td>77</td><td>35</td><td></td></tr> <tr><td>Aug</td><td>78</td><td>38</td><td></td></tr> <tr><td>Sep</td><td>72</td><td>38</td><td></td></tr> <tr><td>Oct</td><td>60</td><td>40</td><td></td></tr> <tr><td>Nov</td><td>49</td><td>41</td><td></td></tr> <tr><td>Dec</td><td>28</td><td>35</td><td></td></tr> <tr><td>Jan</td><td>280</td><td>30</td><td></td></tr> <tr><td>Feb</td><td>39</td><td>42</td><td></td></tr> <tr><td>Mar</td><td>40</td><td>41</td><td></td></tr> <tr><td>Apr</td><td>54</td><td>39</td><td></td></tr> <tr><td>May '17</td><td>49</td><td>41</td><td></td></tr> </tbody> </table>		Month	Therms	Avg. Temp	Natural Gas Cost	May '16	62	26	\$	Jun	74	26		Jul	77	35		Aug	78	38		Sep	72	38		Oct	60	40		Nov	49	41		Dec	28	35		Jan	280	30		Feb	39	42		Mar	40	41		Apr	54	39		May '17	49	41	
Monthly Customer Charge	\$12.13																																																																																				
All Therms 78.73 @ \$0.0485	\$3.82																																																																																				
Environmental Cost Recovery 78.73 @ \$0.0073 =	\$0.57																																																																																				
Government Agency Compensation Adjustment	\$0.05																																																																																				
Franchise Cost Adjustment	\$0.20																																																																																				
Efficiency Program 78.73 @ \$0.0077	\$0.61																																																																																				
Qualified Infrastructure Chrg \$ 13.87 @ 13.52%	\$1.88																																																																																				
Qualified Infrastructure Chrg \$ 1.54 @ 14.11%	\$0.22																																																																																				
April @ 70.86 Therms x \$0.39	\$27.64																																																																																				
May @ 7.87 Therms x \$0.41	\$3.23																																																																																				
Municipal Utility Tax for Evanston \$50.35 @ 5.15%	\$2.59																																																																																				
Utility Fund Tax \$50.35 @ 0.1%	\$0.05																																																																																				
State Revenue Tax 78.73 @ \$0.024 =	\$1.89																																																																																				
Month	Therms	Avg. Temp	Natural Gas Cost																																																																																		
May '16	62	26	\$																																																																																		
Jun	74	26																																																																																			
Jul	77	35																																																																																			
Aug	78	38																																																																																			
Sep	72	38																																																																																			
Oct	60	40																																																																																			
Nov	49	41																																																																																			
Dec	28	35																																																																																			
Jan	280	30																																																																																			
Feb	39	42																																																																																			
Mar	40	41																																																																																			
Apr	54	39																																																																																			
May '17	49	41																																																																																			